

Aiming to Become Japan's Top Securities Group

As a provider of comprehensive investment and financial services, the Daiwa Securities Group is composed of Daiwa Securities Group Inc.—a holding company—and various companies that provide securities-related services, centered on two securities companies in particular: Daiwa Securities Co. Ltd. in the retail business and Daiwa Securities SMBC Co. Ltd. in the wholesale business.

Principal Management Indicators (Consolidated)

(¥ million)

	FY2004	FY2005	FY2006	FY2007	FY2008
Operating revenues	519,337	845,659	917,307	825,422	413,936
Commissions	216,386	309,188	306,736	294,424	208,880
Net gain on trading	151,117	224,912	157,332	103,361	40,921
Net gain on private equity and other securities	—	21,539	32,818	19,160	(79,477)
Net gain on operational investment securities	171	—	—	—	—
Interest and dividend income	118,019	245,210	373,452	358,422	192,663
Service fees and other sales	33,641	44,808	46,967	50,052	50,948
Net operating revenues	390,432	579,358	526,764	447,491	199,544
Ordinary income (loss)	120,433	260,651	195,415	90,143	(141,150)
Net income (loss)	52,665	139,948	92,724	46,411	(85,039)
Net assets	648,332	792,281	1,223,225	1,082,923	952,329
Total assets	12,378,961	14,898,890	14,411,265	17,307,119	14,182,579
Return on equity (ROE) (%)	8.4	19.4	10.8	5.3	(11.1)
Net income (loss) per share (¥)	39.03	103.90	67.90	33.69	(63.16)
Net assets per share (¥)	486.70	598.27	665.98	607.64	534.99
Annual dividends per share (¥)	13	34	28	22	8

Corporate Profile (as of March 31, 2009)

Company name
Daiwa Securities Group Inc.

Headquarters
GranTokyo North Tower, 9-1,
Marunouchi 1-chome, Chiyoda-ku,
Tokyo 100-6751, Japan

Telephone
+81-3-5555-1111

Established
December 27, 1943 (Founded 1902)

President and CEO
Shigeharu Suzuki

Common stock
¥178.3 billion

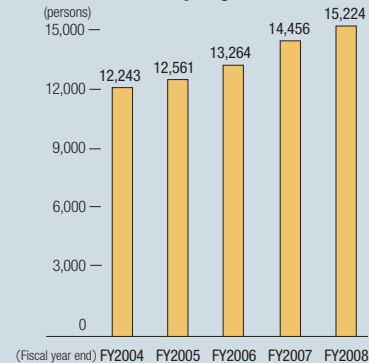
Number of employees (Consolidated)
15,224

Number of consolidated subsidiaries
44

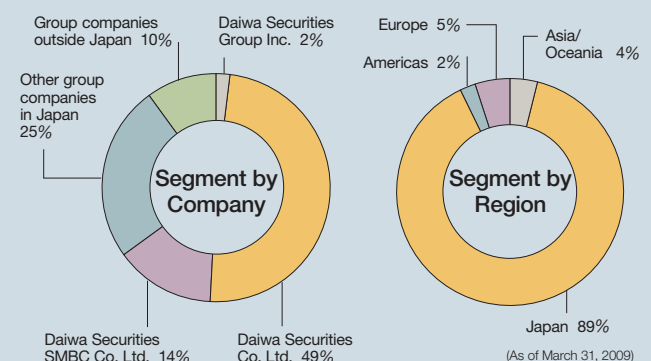
Number of equity-method affiliates
6

Shares issued and outstanding
1,404,664,772

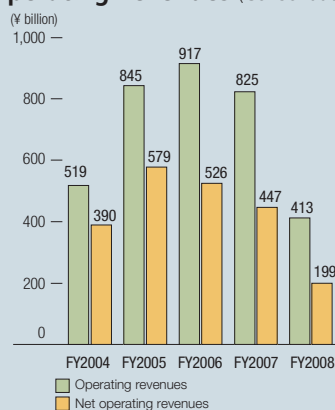
Number of Employees (Consolidated)



Employee Composition



Operating Revenues and Net Operating Revenues (Consolidated)



Breakdown of Net Operating Revenues by Region (Consolidated)

