

## Daiwa Securities Group Sustainability Report 2008 Booklet and Web Edition

Sustainability Report 2008 is available in booklet and Web editions. See p. 54 of this booklet for more details concerning the Web edition.

The Web edition of Sustainability Report 2008 can be found at the following URL:

<http://www.daiwa-grp.jp/ir/english/corporate/report/>

## The Daiwa Securities Group

### Principal Management Indicators (consolidated)

	FY2003	FY2004	FY2005	FY2006	FY2007
Operating revenues (¥ million)	453,813	519,337	845,659	917,307	825,422
Net operating revenues (¥ million)	352,434	390,432	579,358	526,764	447,491
Ordinary income (¥ million)	96,130	120,433	260,651	195,415	90,143
Net income (loss) (¥ million)	42,637	52,665	139,948	92,724	46,411
Net assets (¥ million)	604,170	648,332	792,281	1,223,225	1,082,923
Total assets (¥ million)	10,765,665	12,378,961	14,898,890	14,411,265	17,307,119
Return on equity (ROE) (%)	7.4	8.4	19.4	10.8	5.3
Net income (loss) per share (¥)	31.66	39.03	103.90	67.90	33.69
Net assets per share (¥)	453.60	486.70	598.27	665.98	607.64
Annual dividends per share (¥)	10.00	13.00	34.00	28.00	22.00

### Corporate Profile (as of March 31, 2008)

#### Company name

Daiwa Securities Group Inc.

#### Headquarters

GranTokyo North Tower, 9-1, Marunouchi 1-chome, Chiyoda-ku, Tokyo 100-6751, Japan

#### Telephone

+81-3-5555-1111

#### Established

December 27, 1943 (Founded 1902)

#### President and CEO

Shigeharu Suzuki

#### Common stock

¥178.3 billion

#### Number of employees (consolidated)

14,456

#### Number of consolidated subsidiaries

46

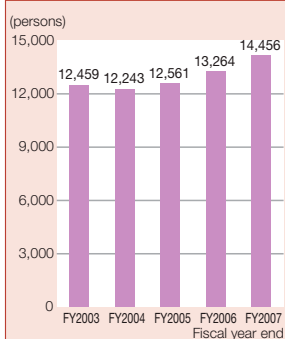
#### Number of equity-method affiliates

6

#### Shares issued and outstanding

1,404,664,000

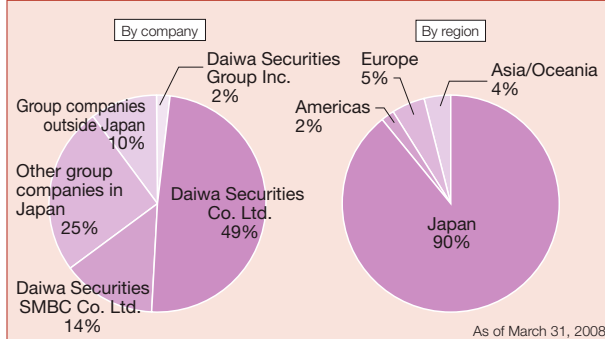
### Number of Employees (Consolidated)\*



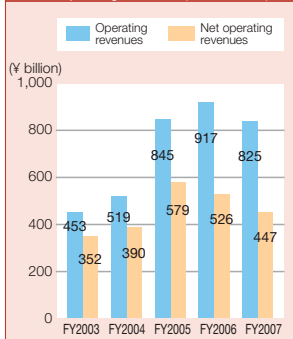
\* No. of employees includes Financial Advisors (FA).

### Employee Composition

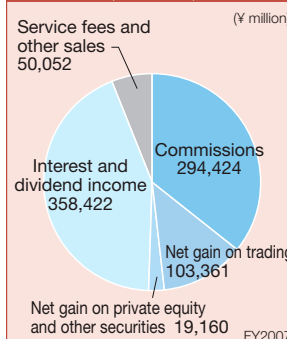
Number of employees: 14,456



### Operating Revenues and Net Operating Revenues (Consolidated)



### Breakdown of Operating Revenues (Consolidated)



### Breakdown of Net Operating Revenues by Region (Consolidated)

